BEFORE THE

LOUISIANA PUBLIC SERVICE COMMISSION

IN RE: **APPLICATION OF ENTERGY LOUISIANA, LLC FOR CERTIFICATION OF GENERATION AND TRANSMISSION RESOURCES AND FOR OTHER RELIEF PURSUANT TO THE COMMISSION'S *LIGHTNING INITIATIVE***	**)** **)** **)** **)** **)** **)**	**DOCKET NO. U-_____**

DIRECT TESTIMONY

OF

MICHAEL J. GOIN

ON BEHALF OF

ENTERGY LOUISIANA, LLC

PUBLIC REDACTED VERSION

MARCH 2026

TABLE OF CONTENTS

Page

I. INTRODUCTION AND BACKGROUND 1

II. OVERVIEW OF CONDITIONS AND NEEDS 4

III. RICHLAND UNITS 1-4 GAS SOLUTIONS 9

IV. POINTE COUPEE UNITS 1-3 GAS SOLUTIONS 11

V. IMPACTS ON GAS PRICES 13

VI. CONCLUSION 16

EXHIBITS

Exhibit MJG-1 List of Prior Testimony

Exhibit MJG-2 Map of Regional Supply Sources

Exhibit MJG-3 Map of LNG Export Facilities

I. INTRODUCTION AND BACKGROUND

Q1. PLEASE STATE YOUR NAME, TITLE, AND BUSINESS ADDRESS.

A. My name is Michael J. Goin. I am employed by Entergy Services, LLC ("ESL"), and my title is Vice President, Fuel Supply Operations, within the System Planning & Operations ("SPO") group. My business address is 2107 Research Forest Drive, The Woodlands, Texas 77380.

Q2. ON WHOSE BEHALF ARE YOU FILING THIS DIRECT TESTIMONY?

A. I am submitting this testimony to the Louisiana Public Service Commission ("Commission") on behalf of Entergy Louisiana, LLC ("ELL" or the "Company").

Q3. PLEASE DESCRIBE YOUR EDUCATIONAL BACKGROUND AND PROFESSIONAL EXPERIENCE.

A. I earned a Bachelor of Electrical Engineering degree and a Master of Science in Management ("MBA") degree from the Georgia Institute of Technology. I have been employed by ESL since 1996. During my career, I have held numerous positions in financial planning and analysis, forecasting, accounting, strategic planning, and power marketing. From 1996 to 1997, I was in the accounting organization. My main responsibilities were to produce financial analysis for the fossil and nuclear functions. From 1997 to 1999, I worked in the financial group responsible for utility planning and produced pro-forma financial statements. From 1999 to 2002, I worked in Strategic Planning on a variety of projects relating to transition to competition and various projects to support senior management. During that time period, I was promoted to

Project Manager. In early 2002, I moved to the SPO organization and was promoted to manager in early 2003. As the Manager, Financial Analysis – System Planning, my responsibilities included coordinating analyses regarding the financial implications of generation supply alternatives for the Entergy Operating Companies ("EOCs"). Examples of this include financial forecasts and cost-benefit studies. In February 2008, I assumed the position of Manager, Power Marketing in the SPO organization. The Power Marketing Team was responsible for the procurement and sale of short-term power. In February 2010, I assumed the role of Manager, Regulatory Projects. In March 2013, I was promoted to the role of Director, Regulatory and Strategic Initiatives where I oversaw SPO's regulatory efforts and led strategic initiatives. In February 2017, I assumed the position of Director, Energy Market Operations , where I led our market operations efforts with respect to our generating resources. In April 2018, I assumed the position of Director, Planning Analysis, where my responsibilities included the long-term resource planning for the system. In August 2020, I assumed the position, Director, Local Balancing Authority Operations, where I had responsibility for the operations of the local balancing authority.

Q4. PLEASE DESCRIBE YOUR CURRENT ROLE AND RESPONSIBILITIES.

A. I am employed by ESL[1] in the SPO organization as Vice President, Fuel Supply Operations which I assumed in August 2022. My team is responsible for the long-term

[1] ESL is a subsidiary of Entergy Corporation that provides technical and administrative services to all of the Entergy Operating Companies ("EOCs"), which include ELL, Entergy Mississippi, LLC; Entergy Arkansas, LLC; Entergy New Orleans, LLC; and Entergy Texas, Inc.

planning and procurement of natural gas, natural gas transportation capacity, and coal on behalf of the EOCs, which includes ELL.

Q5. HAVE YOU PREVIOUSLY TESTIFIED BEFORE THE COMMISSION?

A. Yes. A list of my prior testimony is attached as Exhibit MJG-1.

Q6. WHAT IS THE PURPOSE OF YOUR TESTIMONY?

A. My testimony is submitted in support of the Application. As discussed herein, ELL has determined that meeting the needs of this Customer will require the construction of seven customer-funded combined cycle combustion turbine ("CCCT") generation resources. My testimony discusses the steps that ELL has taken and proposes to take to acquire reliable access to competitively priced natural gas supplies and transportation to allow for the operation of these CCCTs.

Q7. PLEASE PROVIDE A SUMMARY OF YOUR TESTIMONY.

A. My testimony proceeds in four parts. First, I will describe at a high level the availability of natural gas and access to natural gas pipelines in and around the locations of the proposed CCCTs. Second, I will describe what options are available to ELL to provide natural gas to the four CCCTs that ELL plans to construct at the Richland Parish site ("Richland Units 1-4"). Third, I will describe what options are available to ELL to provide natural gas to the three CCCTs that ELL plans to construct in Pointe Coupee Parish ("Pointe Coupee Units 1-3")(Richland Units 1-4 and Pointe Coupee Units 1-3 are collectively the "Proposed Generators"). I will also discuss how ELL's potential

investment in the infrastructure used to transport natural gas service to Pointe Coupee Units 1-3 would likely lead to significant savings for customers and economic growth opportunities, particularly in the Mississippi River corridor. Finally, I will explain why the natural gas used by the Proposed Generators is not likely to have a significant impact on natural gas prices, especially when compared to the expected impact of natural gas use by Liquefied Natural Gas ("LNG") export facilities located throughout the Gulf Coast region, and Louisiana and Texas, in particular.

II. OVERVIEW OF CONDITIONS AND NEEDS

Q8. WHERE WILL THE PROPOSED GENERATORS BE LOCATED?

A. As described in the Application, Richland Units 1-4 will be located in Richland Parish, Louisiana, near land adjacent to the facilities being developed at Franklin Farms as part of the previously approved Laidley Project. Richland Parish is in northeast Louisiana. Pointe Coupee Units 1-3 will be located adjacent to the existing Big Cajun generating facilities, in Pointe Coupee Parish, Louisiana, along the Mississippi River, northwest of Baton Rouge.

Q9. PLEASE SUMMARIZE CONDITIONS IN NORTHERN LOUISIANA AND THE MISSISSIPPI RIVER CORRIDOR AS THEY RELATE TO ACCESS TO NATURAL GAS PIPELINES AND RESOURCES.

A. North Louisiana offers exceptional access to natural gas resources and pipeline infrastructure, making it one of the most strategically positioned regions in the country. Its location in Louisiana and near East Texas places it at the heart of U.S. natural gas

supply, with direct proximity to major supply basins and well-established natural gas transmission corridors. This area has long been a focal point for investment and trading activity, which translates into reliable and responsive natural gas delivery for large-scale demand growth. The region is supported by a robust network of legacy pipelines operated by companies such as Boardwalk, Kinder Morgan, and Energy Transfer. These systems provide extensive backbone capacity and are highly interconnected, ensuring that natural gas can flow efficiently to a wide range of end users. North Louisiana is particularly well-suited for new natural gas-fired generation. It combines a dense concentration of high-pressure natural gas transmission lines with close access to the Haynesville Shale and an active commercial development environment. Existing infrastructure and projects already underway provide scalable capacity to meet future needs.

Further south, the Mississippi River corridor is positioned for continued growth through targeted expansions and new interconnections. Enhancements to existing systems, along with additional links to Gillis or Perryville Hubs and upstream basins, will create multiple pathways for dependable supply. Recent and ongoing midstream investments reinforce these advantages by expanding connectivity from both the Permian and Haynesville basins to serve rising Gulf Coast demand, particularly from LNG facilities. These developments strengthen Louisiana's role as a natural anchor point for future natural gas deliveries.

Q10. PLEASE DESCRIBE HOW MUCH NATURAL GAS EACH OF THE PROPOSED GENERATORS WILL REQUIRE AND AT WHAT PRESSURE?

A. Each of the Proposed Generators will require a daily peak need of approximately [redacted] of natural gas. Taken together, the Proposed Generators will require approximately [redacted]. These new CCCTs require natural gas to be delivered at a relatively high pressure—[redacted]

Q11. WHAT ARE KEY FACTORS INFLUENCING NATURAL GAS COSTS FOR THE PROPOSED GENERATORS?

A. The cost of supplying the Proposed Generators with natural gas will be heavily influenced by three closely related considerations.

The first factor is whether there is sufficient access to natural gas pipeline infrastructure, meaning access to pipelines connecting the Proposed Generators to markets or hubs that are sources of gas supply. More and better access to pipeline infrastructure will help to keep transportation costs low and enable ELL to contract for the firm transportation services required to operate the Proposed Generators reliably and cost-effectively.

The second factor is the degree to which that pipeline infrastructure allows ELL to procure natural gas from lower-cost regions and/or hubs.

A third factor is the extent to which the available pipeline infrastructure can deliver natural gas at or close to the pressure required by the Proposed Generators, because compression to increase pressure on delivery entails significant costs. I address these three factors with respect to the Proposed Generators below.

Q12. WHAT STEPS CAN ELL TAKE TO MITIGATE THE RISKS ASSOCIATED WITH THE COST OF OBTAINING AND TRANSPORTING NATURAL GAS FOR THE PROPOSED GENERATORS?

A. ELL can mitigate the risks associated with the cost of obtaining and transporting natural gas for the Proposed Generators by leveraging its substantial knowledge base to perform a thorough, strategic evaluation of supply and transportation options. This evaluation would include reviewing existing transportation options, with a particular focus on high-pressure pipeline options, and soliciting bids from multiple pipelines in order to develop data about the delivered cost utilizing different combinations of supply and transportation. In addition, ELL will explore opportunities to participate in greenfield and brownfield projects that would develop new pipeline infrastructure.

Currently, many of the pipelines that could potentially serve the Richland Parish and Pointe Coupee locations, as well as other pipelines in ELL's service area, are operating at or close to capacity. This situation, combined with growing industrial demand for natural gas from industrial development in the ELL service area and the Gulf Coast region more generally, create favorable conditions for greenfield pipeline projects and expansion of planned or existing pipeline infrastructure. ELL is engaging with natural gas producers and industrial customers to explore greenfield and brownfield opportunities. To the extent that ELL's efforts to supply the Evest project increase the capacity of pipeline transportation infrastructure and access to sources of supply, other customers could potentially benefit from reduced costs. ELL's support for new infrastructure could lead to more tax revenue, as well as economic development and jobs in areas in high demand markets. At the same time, ELL will look to leverage

its current and future portfolio of natural gas transportation and supply contracts to find ways to potentially reduce overall costs, for example, aligning capacity commitments through adjusted start dates or other agreements during plant start up and testing when utilization of the capacity for ELL is typically low. ELL will rely on all of these elements of its evaluation to develop a natural gas supply and transportation plan that provides competitively priced natural gas for the Proposed Generators.

Q13. WHAT STEPS CAN ELL TAKE TO ENSURE ADEQUATE GAS SUPPLY FOR THE EVEST PROJECT AND, AT THE SAME TIME, AVOID SHIFTING DELIVERABILITY RISKS ONTO OTHER CUSTOMERS?

A. ELL's supply plan for the Evest project will be designed around new long-term supply and firm transportation contracts that provide access to multiple upstream natural gas hubs where supply is plentiful. ELL does not require existing transportation capacity to serve the Proposed Generators. Rather, ELL intends to obtain firm transportation service specifically for the purpose of obtaining supply sufficient to cover one hundred percent of the gas required for the maximum capability of the seven Proposed Generators. As a result, there will be adequate supply for the Proposed Generators under peak and contingency conditions. These additional firm transportation arrangements will limit the possibility that deliverability risk could be shifted onto ELL's other customers. In fact, to the extent that ELL supports expanding pipeline infrastructure to supply the Evest project, ELL's other customers may have new opportunities to obtain firm service and reduce their deliverability risk.

III. RICHLAND UNITS 1-4 GAS SOLUTIONS

Q14. WHAT IS YOUR VIEW OF THE PIPELINE AND OTHER NATURAL GAS INFRASTRUCTURE AROUND THE RICHLAND SITE WHERE RICHLAND UNITS 1-4 WILL BE LOCATED?

A. Richland Units 1-4 are well positioned to take advantage of existing pipeline infrastructure and proposals for even more local infrastructure. The area around the Richland Parish site where Richland Units 1-4 will be located is home to five high-capacity pipelines to which Richland Units 1-4 can interconnect. Those five different high-capacity and high-pressure pipelines are within 10 miles of Richland Units 1-4. The fact that these pipelines are high-capacity backbone pipelines also means that they will be able to deliver gas at sufficient pressure without the need to invest in additional compressor infrastructure. Further, while the natural gas needs of Richland Units 1-4, which will be additive to the two CCCTs being developed in Richland Parish for the Laidley Project (Franklin Farms Units 1-2) are significant, with the two projects having combined total requirements of [redacted], these pipelines transport approximately [redacted] of natural gas, providing pipeline capacity into which ELL can consider contracting for firm transportation service or find supply. Additionally, we are aware of other potential local infrastructure proposed projects which would increase the available gas to over [redacted] in the area.

Q15. WHAT OPTIONS IS ELL CONSIDERING TO EXPAND ACCESS TO NATURAL GAS FOR RICHLAND UNITS 1-4?

A. In the course of evaluating the needs of the Laidley 1-2, ELL engaged in discussions with multiple potential counterparties to identify different options and approaches to ensure sufficient access to reliable, competitively priced natural gas. Those options included greenfield, brownfield, and open capacity options. Those discussions are ongoing, and ELL is in active negotiations to secure firm gas transportation service to service the Richland Units 1-4.

Q16. WHAT STEPS HAS ELL TAKEN TO SECURE NATURAL GAS SUPPLIES FOR THE RICHLAND UNITS 1-4?

A. As noted above, Richland Units 1-4 are well positioned to take advantage of existing pipeline infrastructure. Interconnection with high-capacity pipelines in the area surrounding Richland Units 1-4 provides direct access to natural gas producers and suppliers through, in particular, the Haynesville hub supplied by Louisiana and Texas producers. Leveraging this anticipated access, ELL is engaged in ongoing negotiations with multiple potential suppliers of natural gas. Although commercial terms for these agreements are not yet finalized, ELL believes that the advantages conferred by access to high-capacity pipelines will allow it to secure access to reliable, competitively priced gas supplies to serve Richland Units 1-4. Louisiana production is expected to be a significant part of the long-term fuel mix. The ultimate supply blend will be shaped by market dynamics—pipeline flows, basin economics, and counterparty portfolios—that

extend beyond what can be forecast today. For planning purposes, approximately 50% Louisiana-sourced gas is a reasonable working estimate.

IV. POINTE COUPEE UNITS 1-3 GAS SOLUTIONS

Q17. WHAT IS YOUR VIEW OF THE PIPELINE AND OTHER NATURAL GAS INFRASTRUCTURE IN POINTE COUPEE PARISH WHERE Point Coupee Units 1-3 WILL BE LOCATED? WHAT OPTIONS IS ELL CONSIDERING TO PROVIDE ACCESS TO NATURAL GAS SUPPLIES FOR THESE UNITS?

A. There is limited existing open capacity on readily accessible pipeline infrastructure around Pointe Coupee Units 1-3; and the existing infrastructure cannot support the pressure requirements for these CCCTs. Therefore, serving these units will most likely require the construction of a new greenfield or brownfield pipeline.

ELL is currently engaged in negotiations with multiple different leading midstream operators and developers to identify potential solutions to provide this service. Although these proposals vary, each is premised on providing new and improved access to competitively priced natural gas supplies further upstream from the Gillis, Perryville, or Haynesville markets in Louisiana. These hubs and supply regions' locations are shown on Exhibit MJG-2. Further, many proposals being considered would involve the construction of new pipeline with sufficient reach to allow interconnection with ELL's CCCT projects at the Waterford site in southeast Louisiana. My understanding is that absent a new greenfield or brownfield project of this scope, finding solutions to Waterford 5, Waterford 6, and other projects under development will be more challenging, and likely more expensive. For example, they may have to

obtain service through interconnection with existing pipelines, which would require the construction of expensive compression stations and other modification, such as looping, to their pipelines.

Q18. WHAT ARE THE BENEFITS OF ENABLING ACCESS TO THESE UPSTREAM NATURAL GAS HUBS?

A. By obtaining access to upstream natural gas hubs through greenfield or brownfield pipeline infrastructure, ELL would expand its potential sources of supply for both natural gas and transportation service, which would have two primary benefits. First, all other things being equal, access to expanded supply should create more competition, which should help control costs. Second, expanded supply should enhance reliability by creating optionality for supply, rather than being limited, for example, to receipts in a single constrained area for supply.

Q19. WHAT OTHER BENEFITS MIGHT THERE BE TO A GREENFIELD PIPELINE PROJECT OF THIS SCOPE?

A. In addition to ensuring that Pointe Coupee Units 1-3 can gain access to competitively priced gas supplies from upstream resources, extending this new pipeline infrastructure to reach Waterford 5, Waterford 6, and other projects under development in Southeast Louisiana will mean that ELL can obtain similar competitively priced, reliable access to gas supplies for those units too. Long-term access to competitively priced and more liquid natural gas supplies for Waterford 5, Waterford 6, and the avoidance of the need to invest in compression station infrastructure, would lead to savings that will be passed

on to customers. Moreover, moving forward with this approach means that ELL would likely serve as an anchor shipper on these pipelines, which would allow ELL to obtain favorable access and terms for transportation services.

Importantly, in my view, developing this pipeline infrastructure will provide economic benefits and development opportunities throughout the Mississippi River corridor. In my experience, open pipeline capacity in the region is exceptionally low, and there is substantial local demand for improved access to natural gas. Investment in this natural gas pipeline infrastructure will allow for the expansion of industrial and commercial opportunities in the region. Although the driver of the investment in this new natural gas pipeline infrastructure is ELL's need to supply new CCCTs in this area, the existence of this new pipeline infrastructure would thus benefit the economy of the entire south and southeast Louisiana regions.

V. IMPACTS ON GAS PRICES

Q20. WHAT IMPACT DO YOU EXPECT THE PROPOSED GENERATORS TO HAVE ON NATURAL GAS PRICES IN THE REGION?

A. Although the Proposed Generators will, when fully operational, represent a significant new source of demand for natural gas in the region, the incremental demand from the Proposed Generators represents only a small portion of the overall increase in demand for natural gas in this region during the relevant period as a result of exports and other industrial development in the region, especially both the existing LNG export facilities and the new LNG export facilities that are under development. Exhibit MJG-3 shows the locations and relative gas usage indicated by the size of the circles of these LNG

export facilities relative to our proposed plants. Therefore, in my view, the incremental impact the Proposed Generators operations will have on natural gas prices (or the price for natural gas transportation services) in the region is unlikely to be significant.

Q21. HOW ARE LNG EXPORT FACILITIES IMPACTING DEMAND FOR NATURAL GAS SUPPLY AND PIPELINE CAPACITY IN THE GULF COAST REGION?

A. Demand for natural gas supply and infrastructure by LNG facilities along the Gulf Coast has increased substantially in recent years, and that trend is expected to accelerate for the foreseeable future. A recent analysis, discussed by Kinder Morgan, illustrates the point.

According to the Kinder Morgan study, demand for natural gas in the United States is expected to grow by approximately 22 Bcf/d by 2030.[2] The study estimates that 15 Bcf/d of that growth will be linked to LNG export activities. The study specifically observed, in its analysis, that the "LNG Exports Driving Natural Gas Demand Growth" were "Primarily Along the Texas & Louisiana Gulf Coast[.]"[3] Indeed, just this past October, the Department of Energy authorized just one Louisiana-based LNG facility to export approximately 4 Bcf/d—more than double the entire expected demand of the Proposed Generators. Publicly available information indicates

[2] Kinder Morgan, *4Q 2025 Investor Presentation*, at 10 (Nov., 7, 2025), https://s24.q4cdn.com/126708163/files/doc_presentations/2025/Nov/07/4Q-2025-KMI-Investor-Presentation_v2.pdf.

[3] *Id*.

that many natural gas suppliers and operators are expanding pipelines and taking other steps to serve this growing need.[4]

In my opinion and experience, and based on my ongoing discussions with market participants in the market for natural gas supplies and transportation services, the substantial demand for natural gas created by LNG export facilities is expected to be the most significant driving factor in natural gas prices for some time to come. The size and impact that LNG facilities have on the market for natural gas is illustrated in the below chart.[5]

Figure 1

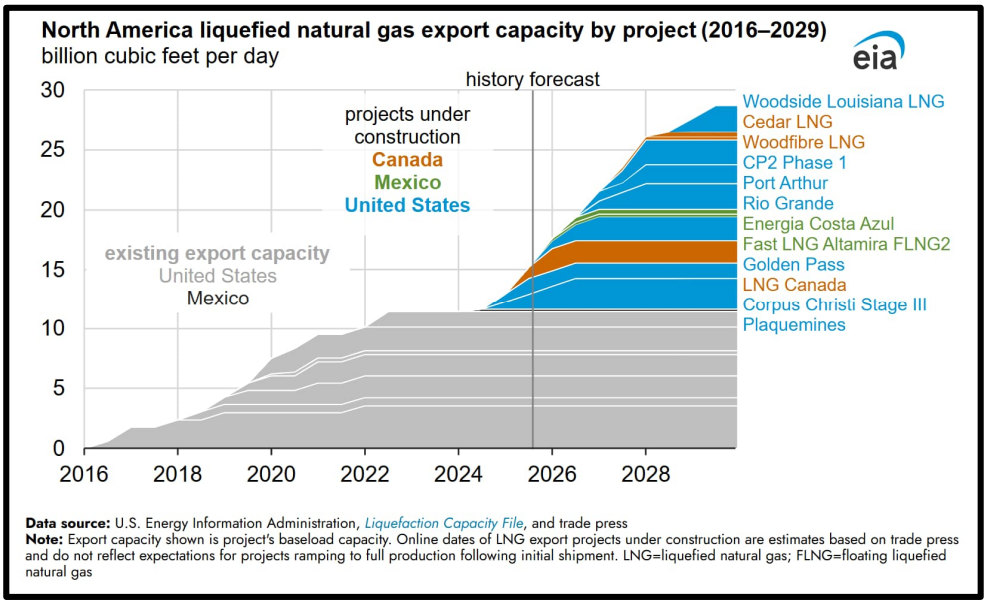

Many of the steps that ELL is taking, such as securing long-term supply and transportation contracts for the Proposed Generators, are designed to mitigate the risk

[4] *LNG* (Oct. 21, 2025), https://www.energy.gov/hgeo/articles/energy-department-approves-final-export-authorization-venture-global-cp2-lng.

[5] U.S. Energy Info. Admin., *North America's LNG Export Capacity Could More Than Double by 2029* (Oct. 16, 2025), https://www.eia.gov/todayinenergy/detail.php?id=66384.

that LNG-driven demand for natural gas will lead to increasing costs in Louisiana and nationwide for natural gas.

VI. CONCLUSION

Q22. DOES THIS CONCLUDE YOUR TESTIMONY?

A. Yes.

AFFIDAVIT

STATE OF TEXAS

COUNTY OF MONTGOMERY

NOW BEFORE ME, the undersigned authority, personally came and appeared, **MICHAEL J. GOIN**, who after being duly sworn by me, did depose and say:

That the above and foregoing is his sworn testimony in this proceeding and that he knows the contents thereof, that the same are true as stated, except as to matters and things, if any, stated on information and belief, and that as to those matters and things, he verily believes them to be true.

Michael J. Goin

SWORN TO AND SUBSCRIBED BEFORE ME
THIS 17 DAY OF MARCH, 2026

MICHELLE LYNN CONDON
Notary Public, State of Texas
Comm. Expires 11-06-2028
Notary ID 135159726

michelle condon
NOTARY PUBLIC

My commission expires: 11-6-2028

Listing of Previous Testimony Filed by Michael J. Goin with the Commission

DATE	TYPE	SUBJECT MATTER	DOCKET NO.
02/10/2004	Rebuttal	LPSC Proposed rate for the EAI Wholesale Base Load PPA	U-27136
01/15/2013	Direct	Transfer of Functional Control of Certain Transmission Assets to MISO	U-32675
09/30/2014	Direct	Potential Business Combination of Entergy Louisiana, LLC and Entergy Gulf States Louisiana, LLC	U-33244
05/29/2024	Direct	Natural Gas Stabilization Program	U-37225

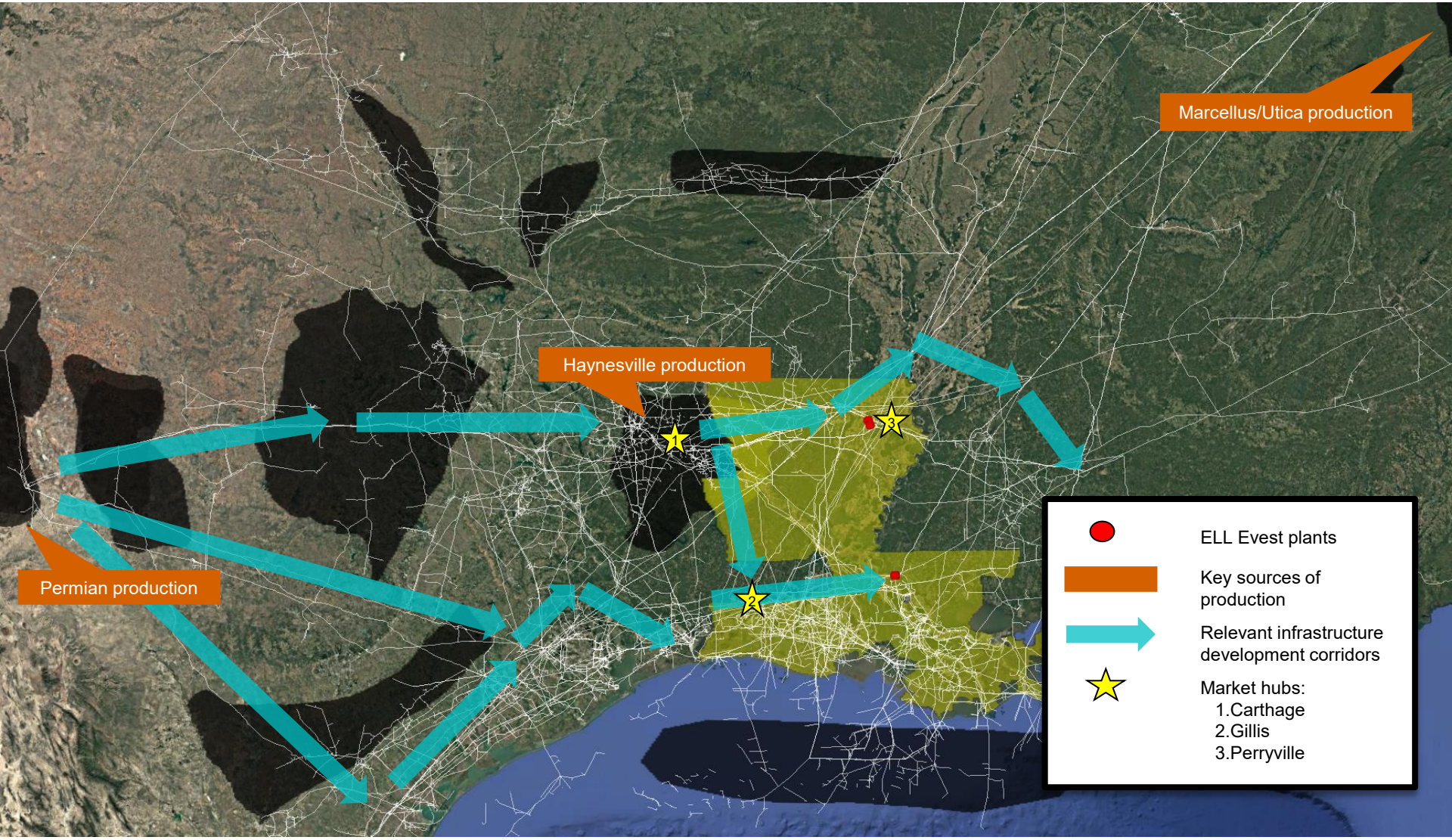
Marcellus/Utica production
Haynesville production
Permian production
1
2
3
ELL Evest plants
Key sources of production
Relevant infrastructure development corridors
Market hubs:
1.Carthage
2.Gillis
3.Perryville

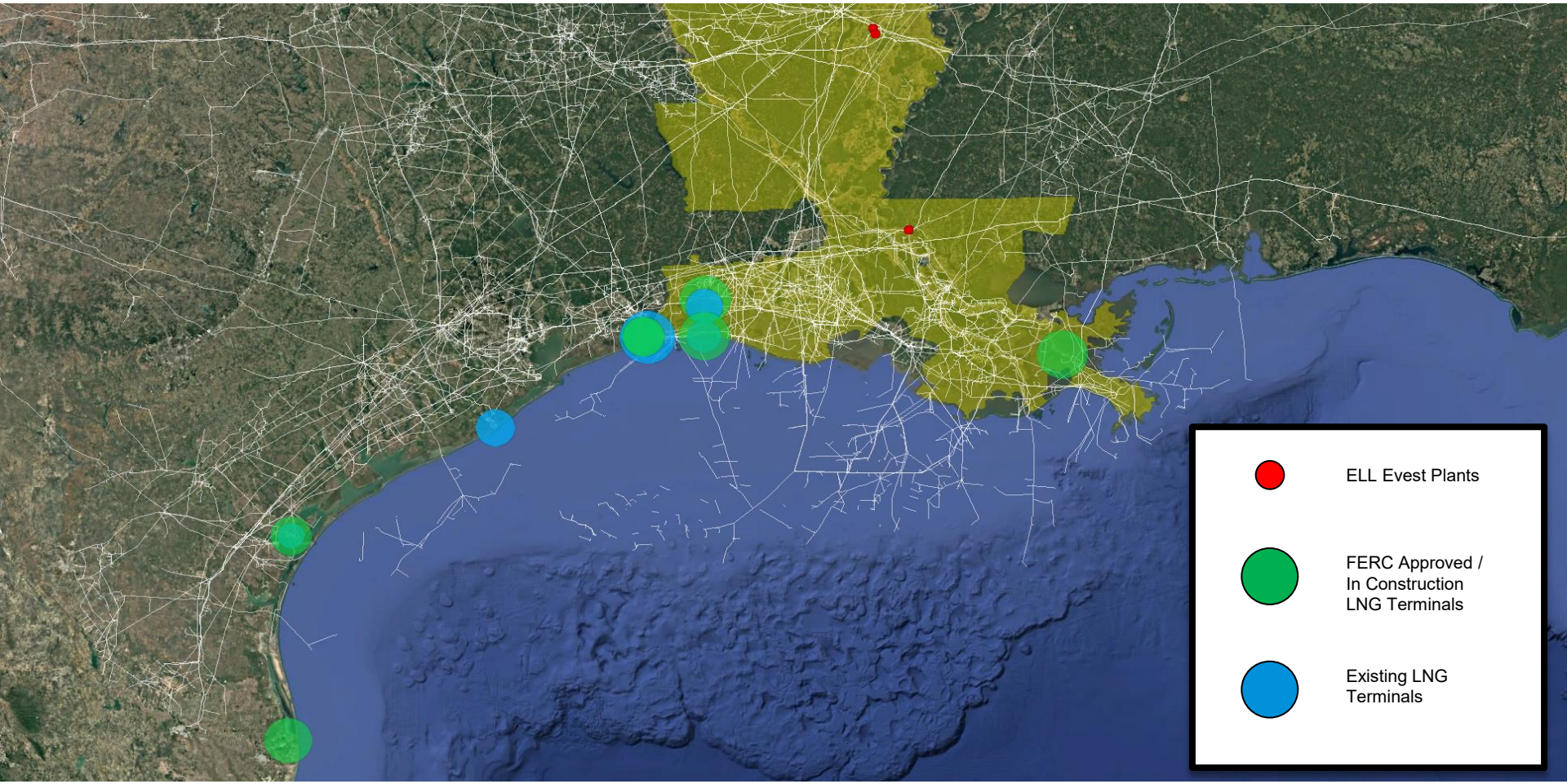
ELL Evest Plants
FERC Approved / In Construction LNG Terminals
Existing LNG Terminals